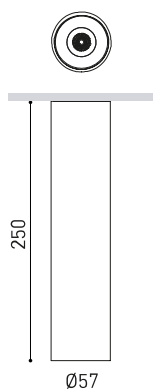




## Dimensions



Name	SHOT LIGHT S SURFACE 25 SPOT DIM PH.CUT 3500K NT
Reference	A4930503NT
Color	Textured black
RAL	9005
Category	SURFACE

## PRODUCT

Type	LED
Gross luminous flux	680 lm
Colour temperature	3500 K
Chromatic stability	MacAdam Step 2
Colour Rendering Index	CRI>90
Power	6 W
Current	500 mA
Efficacy	113 lm/W
LED lifespan	L80B10 >60.000h
Energy efficiency class	F

## LIGHT SOURCE

Lighting efficiency	86%
Light beam angle	23°

## LIGHTING FIXTURE | PHOTOMETRIC DATA

Driver	Included
Power values of the system	8,28 W
Frequency	50/60 Hz
Dimming	Phase Cut - Other DIM, please consult
Electrical insulation class	□

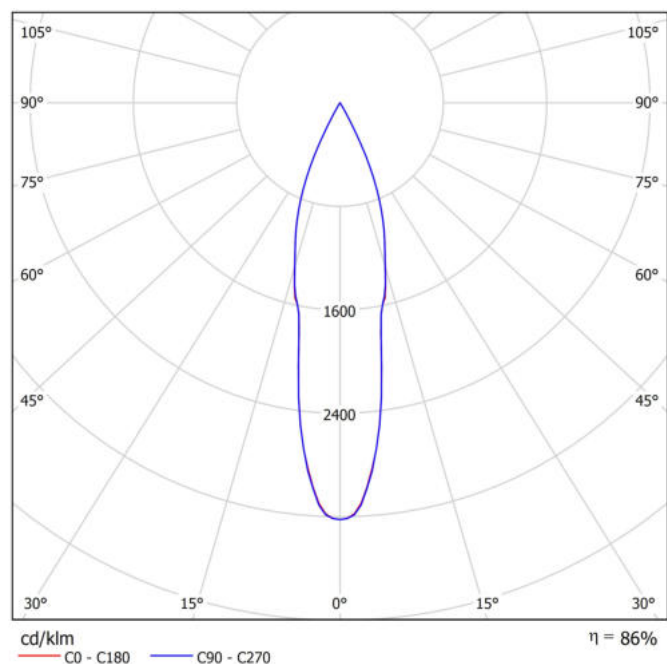
## LIGHTING FIXTURE | ELECTRICAL DATA

Sealing	IP20
Weight	410 g
Packaged weight	475 g
Packaging dimensions	270 x 79 x 79 mm
Units per package	1

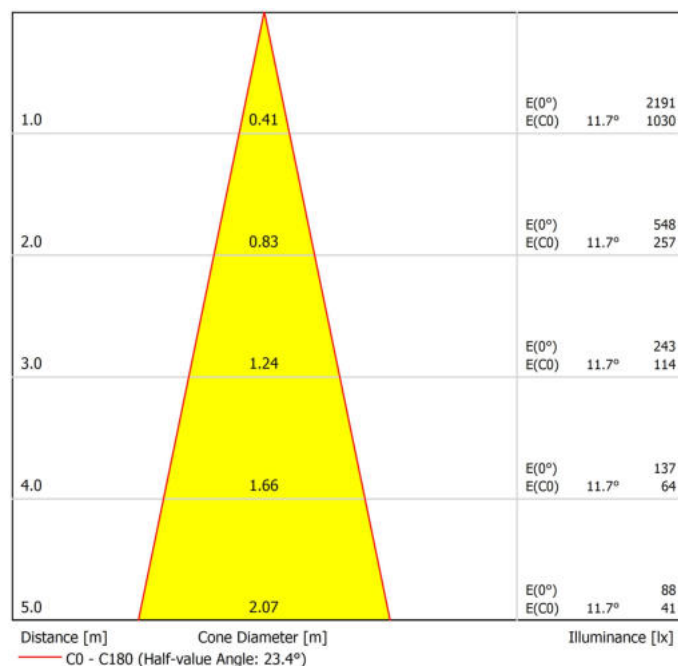
## OTHER DATA

A surface luminaire conceived to be a discreet point of light in the ceiling that hides the illumination source from sight and aims to offer maximum visual comfort. In order to achieve this, it has an anti-glare screen and a specifically designed micro-reflector that generates a perfectly defined light beam.

## Polar diagram

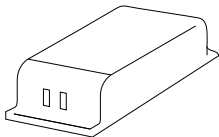


## Conical diagram



## UGR

Glare Evaluation According to UGR												
p Ceiling		70	70	50	50	30	70	70	50	50	30	
p Walls		50	30	50	30	30	50	30	50	30	30	
p Floor		20	20	20	20	20	20	20	20	20	20	
Room Size X Y		Viewing direction at right angles to lamp axis					Viewing direction parallel to lamp axis					
2H	2H	-9.6	-8.9	-9.3	-8.7	-8.5	-8.9	-8.3	-8.7	-8.1	-7.9	
	3H	-5.9	-5.3	-5.6	-5.1	-4.9	-5.7	-5.1	-5.4	-4.9	-4.6	
	4H	-4.0	-3.5	-3.7	-3.2	-3.0	-3.6	-3.1	-3.3	-2.8	-2.6	
	6H	-2.0	-1.5	-1.6	-1.2	-0.9	-1.8	-1.3	-1.5	-1.0	-0.7	
	8H	-0.9	-0.5	-0.6	-0.2	0.1	-0.7	-0.2	-0.3	0.1	0.4	
	12H	0.2	0.6	0.5	0.9	1.2	0.8	1.3	1.1	1.6	1.9	
4H	2H	-8.3	-7.8	-8.0	-7.5	-7.2	-7.9	-7.3	-7.6	-7.1	-6.8	
	3H	-4.6	-4.2	-4.3	-3.9	-3.6	-4.5	-4.0	-4.1	-3.7	-3.4	
	4H	-2.5	-2.1	-2.1	-1.8	-1.4	-2.3	-1.9	-1.9	-1.5	-1.2	
	6H	-0.3	0.0	0.1	0.4	0.8	-0.3	0.0	0.1	0.4	0.8	
	8H	0.8	1.1	1.2	1.5	1.9	1.0	1.3	1.4	1.7	2.1	
	12H	2.0	2.3	2.5	2.7	3.1	2.6	2.9	3.0	3.3	3.7	
8H	4H	-1.6	-1.4	-1.2	-1.0	-0.6	-1.4	-1.2	-1.0	-0.8	-0.4	
	6H	0.8	1.0	1.2	1.4	1.8	0.8	1.0	1.2	1.4	1.8	
	8H	2.0	2.2	2.5	2.7	3.1	2.3	2.5	2.7	2.9	3.4	
	12H	3.5	3.7	4.0	4.1	4.6	4.1	4.2	4.6	4.7	5.2	
12H	4H	-1.4	-1.2	-1.0	-0.8	-0.4	-1.2	-1.0	-0.8	-0.6	-0.2	
	6H	1.1	1.3	1.6	1.7	2.2	1.1	1.3	1.6	1.7	2.2	
	8H	2.5	2.7	3.0	3.1	3.6	2.8	2.9	3.2	3.4	3.8	
Variation of the observer position for the luminaire distances S												
S = 1.0H		+1.5 / -0.5					+1.6 / -0.5					
S = 1.5H		+3.1 / -0.7					+3.2 / -0.7					
S = 2.0H		+4.6 / -1.0					+4.9 / -1.0					
Standard table		---					---					
Correction		---					---					
Summand		---					---					
Corrected Glare Indices referring to 680lm Total Luminous Flux												



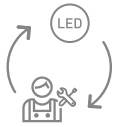
DRIVER

0000-94-44	DRIVER PHASE CUT 7W 500mA
------------	---------------------------

PHASE CUT DIMMERS TESTED FOR COMPATIBILITY:

Brand / Manufacturer	Model number	Dimming Type
Busch-Jaeger	6523 U-102	Trailing edge
Busch-Jaeger	6523 UR-103	Trailing edge
Niko	310-0190X	Trailing edge
Jung	LB-Management	Trailing edge
HZC Electric	AU-P3	Trailing edge
Philips	SED-200A	Trailing edge
Merten/Schneider	SBD315RC	Trailing edge
Etman	ETM327	Trailing edge
Etman	ETM329	Trailing edge
Etman (EGANT)	U321V2	Trailing edge
Casambi	CBU-TED	Trailing edge

THE PARTICULAR CONDITIONS OF EACH INSTALLATION AND THE SPECIFICATIONS AND CONDITIONS OF USE OF EACH REGULATOR, MAY DIFFER FROM THOSE CONSIDERED IN THE COMPATIBILITY TESTING, AND AFFECT ITS PERFORMANCE IN SAID INSTALLATION.



Fuente de luz (LED) reemplazable por un profesional autorizado

Replaceable (LED only) light source by an authorized professional.

Source lumineuse (LED) remplaçable par un professionnel agréé

Sorgente luminosa (LED) sostituibile da parte di un professionista autorizzato

Austauschbare (LED) Lichtquelle durch einen autorisierten Fachmann



Equipo de control reemplazable por un profesional autorizado

Replaceable control gear by an authorized professional

Dispositif de commande remplaçable par un professionnel agréé

Alimentatore sostituibile da parte di un professionista autorizzato

Auswechselbares Betriebsgerät durch autorisierten Fachmann

## Instrucciones para el final de vida y la eliminación de los componentes:

### Instructions on end-of-life and component disposal:

### Instructions pour la gestion des composants en fin de vie et leur mise au rebut :

### Istruzioni per il fine vita e lo smaltimento dei componenti:

### Anweisungen zur entsorgung der Leuchtenkomponenten:



Interrumpir la alimentación del aparato

Cut the power supply to the luminaire

Couper l'alimentation du luminaire

Interrompere l'alimentazione dell'apparecchio

Stromversorgung der Leuchte unterbrechen



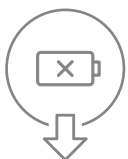
Quitar la(s) fuente(s) de luz para el desecho

Remove light source(s) for disposal

Retirer la (les) source(s) lumineuse(s) pour l'élimination

Rimuovere la/le sorgente/e di luce per lo smaltimento

Lichtquelle(n) zur Entsorgung entfernen



Quitar la batería para el desecho

Remove the battery for decommissioning

Retirer la batterie pour sa mise au rebut

Rimuovere la batteria per la dismissione

Die Batterie ordnungsgemäß entsorgen



Quitar el equipo de control para el desecho

Remove control gear for disposal

Retirer le dispositif de commande pour l'élimination

Rimuovere l'alimentatore per lo smaltimento

Betriebsgerät zur Entsorgung ausbauen

Enviar los materiales a un centro de recogida RAEE

Send the materials to a WEEE collection centre

Envoyer les matériaux dans une déchetterie DEEE

Inviare i materiali ad un centro di raccolta RAEE

Die Materialien in einem WEEE-Zentrum entsorgen

